

ACP-LA MEMBERSHIP SURVEY RESULTS

JANUARY 2007

This membership survey will examine ways in which the Los Angeles Chapter of the Association of Contingency Planners (ACP-LA) can better meet your needs. At the end of the survey, you will have the opportunity to add comments, and, if you wish, your contact information. We greatly appreciate your feedback!

1. Overall, how satisfied are you with ACP-LA?			
Extremely satisfied		5	19%
Satisfied		19	70%
Neither satisfied nor dissatisfied		3	11%
Dissatisfied		0	0%
Extremely dissatisfied		0	0%
Total		27	100%

2. Over the past year, how would you rate the value of the following ACP member benefits to you?				
<small>Top number is the count of respondents selecting the option. Bottom % is percent of the total respondents selecting the option.</small>	Very valuable	Somewhat valuable	Not valuable	N/A
Chapter meetings - presentation(s)	15 54%	8 29%	1 4%	4 14%
Chapter meetings - vendor highlight session/lunch sponsorship	7 25%	16 57%	1 4%	4 14%
Chapter meetings - open discussion forum	9 32%	13 46%	2 7%	4 14%
Chapter meetings - networking opportunities	12 43%	11 39%	2 7%	3 11%
Chapter meetings - Continuing Education Units (CEUs)	11 41%	6 22%	3 11%	7 26%
Chapter e-news	12 46%	8 31%	2 8%	4 15%
Chapter website content and links	9 33%	13 48%	1 4%	4 15%
Discounts to ACP partner conferences, workshops, etc.	13 48%	6 22%	4 15%	4 15%
ACP Corporate communications (website, e-news, etc)	9 33%	12 44%	3 11%	3 11%

3. Over the past year, how would you rate ACP-LA's communications to members?				
<small>Top number is the count of respondents selecting the option. Bottom % is percent of the total respondents selecting the option.</small>	Excellent	Good	Fair	Poor
Email communications	18 67%	9 33%	0 0%	0 0%
Website	10 38%	15 58%	1 4%	0 0%

4. Approximately how many ACP-LA chapter meetings have you attended in the past 12 months?			
None		2	7%
1 - 4		15	54%
5 - 9		8	29%
10 - 12		3	11%
Total		28	100%

6. If you attended any chapter meetings in the past year, please rate the following meeting aspects (overall):

Top number is the count of respondents selecting the option. Bottom % is percent of the total respondents selecting the option.	Excellent	Good	Fair	Poor	N/A
Agenda/format	10 37%	14 52%	1 4%	0 0%	2 7%
Presentation topic selection	14 52%	9 33%	2 7%	0 0%	2 7%
Speaker selection	11 41%	13 48%	1 4%	0 0%	2 7%
Vendor sponsor selection	5 19%	15 56%	4 15%	0 0%	3 11%
Regular meeting location (American Red Cross, West L.A.)	7 26%	9 33%	5 19%	1 4%	5 19%
Special meeting locations (Caltech, member companies, etc)	10 38%	8 31%	1 4%	0 0%	7 27%
Day/time of meetings (2nd Tue of month, during lunch)	14 54%	5 19%	2 8%	3 12%	2 8%
Food and beverages	5 19%	15 58%	3 12%	1 4%	2 8%

7. How far in advance of a meeting do you prefer to receive information?

One week		3	11%
Two to three weeks		19	68%
Four to six weeks		6	21%
Two to three months		0	0%
Don't wish to receive meeting information		0	0%
Total		28	100%

8. Do you wish to receive meeting reminders?

Yes		25	89%
No		3	11%
Total		28	100%

9. How far in advance of a meeting do you usually make a decision to attend?

No more than a few days ahead		2	7%
One week		12	43%
Two to three weeks		10	36%
Four to six weeks		2	7%
Two to three months		1	4%
NA / Don't attend meetings		1	4%
Total		28	100%





The Chapter's regular meeting venue in 2005-2006, at the American Red Cross in West L.A., may NOT be available for our use after January 2007. Your answers to the next three questions will greatly help us to find a new venue or venues that will best serve our membership.

10. Please rank the following potential geographic areas for future ACP-LA meetings, in order of preference: (1=Most convenient; 5=Least convenient)







Top number is the count of respondents selecting the option. Bottom % is percent of the total respondents selecting the option.

	1	2	3	4	5
Westside of Los Angeles	6 21%	13 46%	7 25%	2 7%	0 0%
LAX area to South Bay	3 12%	3 12%	9 35%	4 15%	7 27%
Mid-City / Downtown Los Angeles	6 21%	3 10%	9 31%	10 34%	1 3%
San Fernando Valley	13 45%	6 21%	1 3%	5 17%	4 14%
San Gabriel Valley	1 4%	3 11%	2 7%	6 21%	16 57%






11. In 2006, to try to better meet the challenges of a very geographically-dispersed membership, the Chapter experimented with hosting some meetings in different areas of the L.A. basin (e.g., at member facilities in Torrance, Pasadena, and Downtown), in addition to its regular meeting location in West L.A. What should the Chapter do in 2007?

Hold all meetings at one fixed location.		1	3%
Hold most meetings at a fixed location; other venues OK for holiday luncheon or field trips.		19	66%
Rotate meeting locations across the L.A. basin as much as possible.		8	28%
No preference - location is not a big factor for me.		1	3%
No preference - I can't make meetings no matter where they are held.		0	0%
Other, Please Specify		0	0%
Total		29	100%






12. With respect to the type of meeting facility the Chapter selects for future meetings, what is your first choice:

Restaurant or meeting banquet room; I am willing to pay a meeting/lunch fee		8	28%
Member organizations' meeting facilities (on rotation)		6	21%
Community room, with a modest lunch sponsored by vendor		9	31%
Community room, with return to "brown bag" format (no vendor sponsor)		3	10%
No preference		5	17%
Suggestion for specific venue? View Responses		1	3%

13. What time of day do you prefer that meetings be held?

Early morning (breakfast meeting)		2	7%
Late morning		1	3%
Lunch hour (Current meeting time: 11:45 am - 2:00 pm)		25	86%
Late afternoon		2	7%
Evening (dinner meeting)		1	3%







14. How do you feel about the length of ACP-LA meetings (currently 2 hours, 15 minutes)? (multiple answers okay)

Meeting length is fine		22	76%
Meetings are too long		4	14%
Too short: Please add more speaker time/additional speakers		1	3%
Too short: Please add more discussion/networking time		3	10%
Comments View Responses		2	7%

15. For 2007, the L.A. Chapter is considering co-hosting one or more regional ACP events with the Orange County and San Diego chapters. These would likely be half-day events, held in the South Bay or North Orange County, offered at nominal cost to members. How likely would you be to attend such events, with the following themes:

Top number is the count of respondents selecting the option. Bottom % is percent of the total respondents selecting the option.	Very likely	Somewhat likely	Not likely
Disaster simulation exercise	20 71%	4 14%	4 14%
Summer social/networking event	7 25%	11 39%	10 36%
Vendor products and services event	7 25%	10 36%	11 39%
Professional development event	17 61%	9 32%	2 7%

18. If you would like information on ACP-LA volunteer opportunities, please select areas of interest. (Note: To be able to follow up with you, we will need your contact details at end of survey)

Mentoring other members		3	19%
Serving as a volunteer on a Chapter committee		1	6%
Speaking at a future meeting		1	6%
Hosting a future meeting		5	31%
None of the above		6	38%
Other, Please Specify View Responses		3	19%